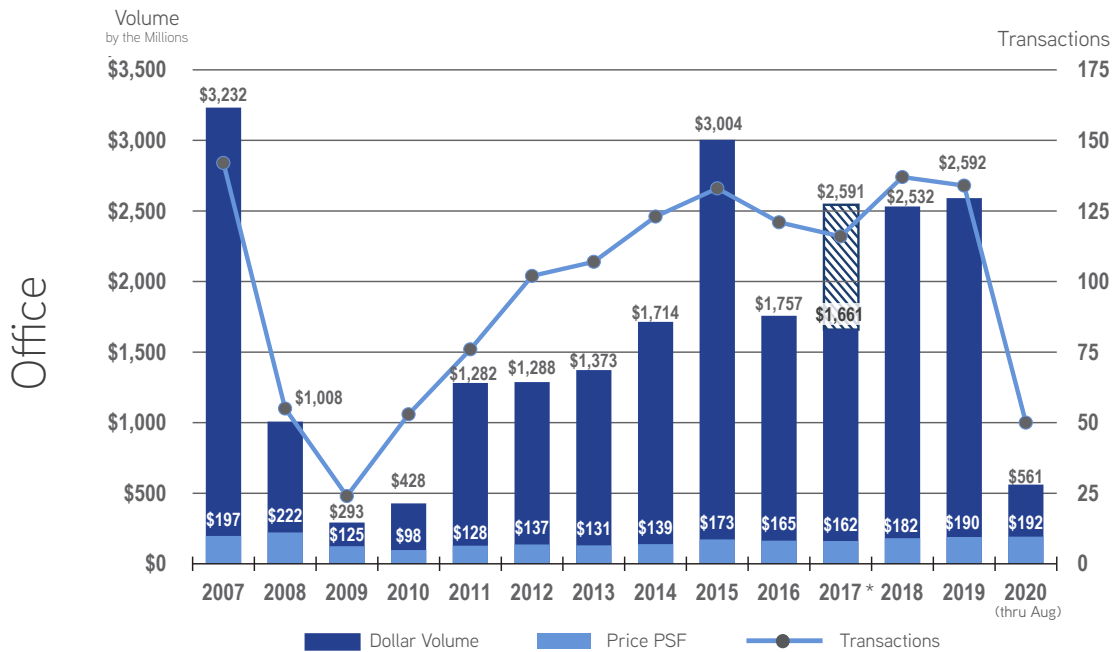


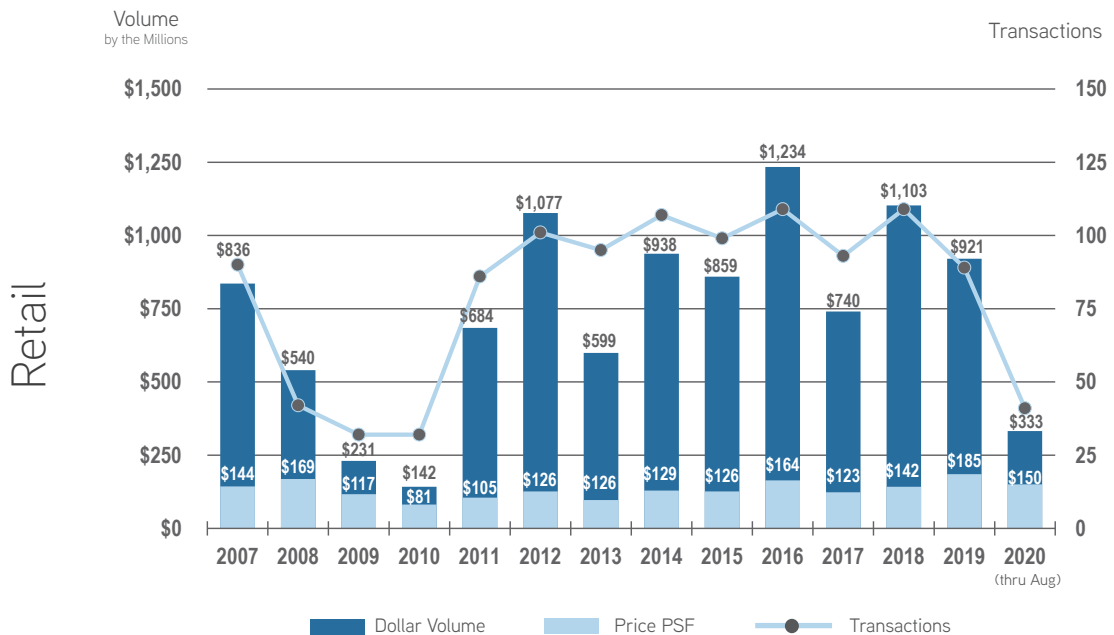
# HISTORICAL SALES | 2020

# METROPOLITAN PHOENIX

## Historical Volume vs. Avg PSF and Number of Transactions



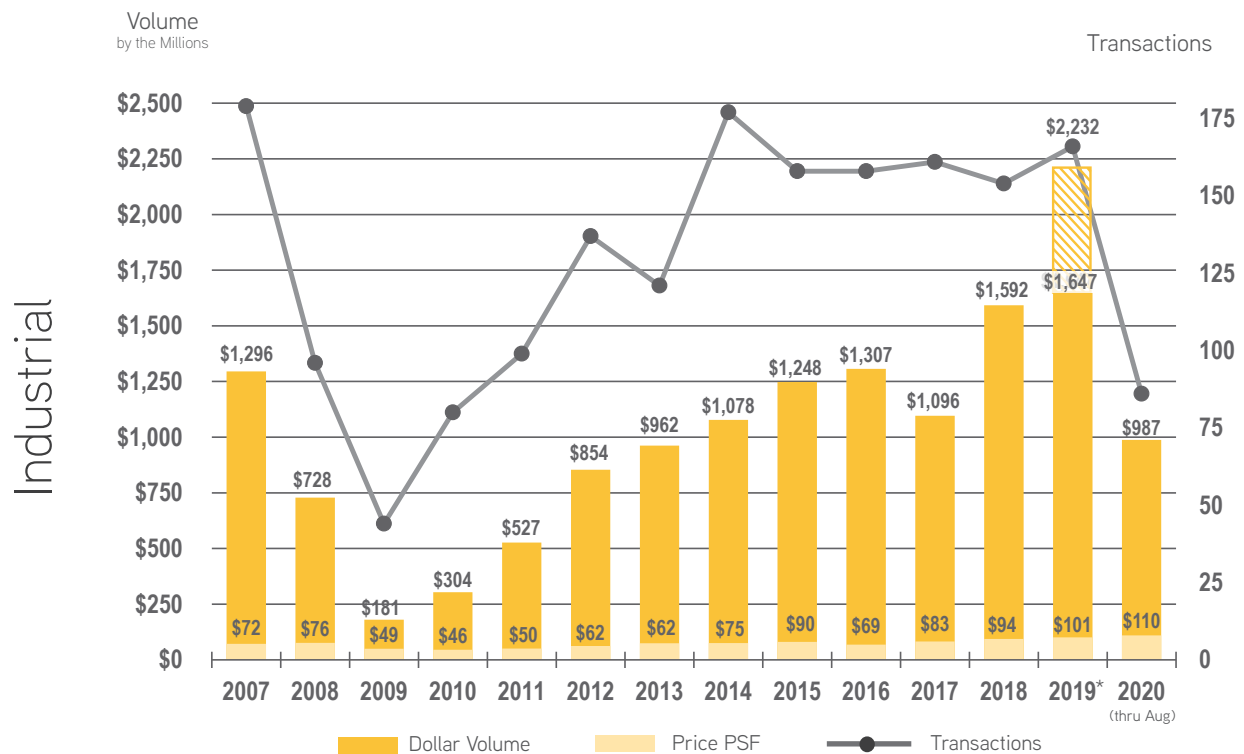
\* 2017 sales exclude State Farm @ Marina Heights which if included totals \$2,591 B; 117 sales; \$211 PSF and if excluded totals \$1,661 B; 116 sales; \$162 PSF



# HISTORICAL SALES | 2020

# METROPOLITAN PHOENIX

## Historical Volume vs. Avg PSF and Number of Transactions



\* 2019 sales exclude the GLP/Blackstone Group portfolio, which if included would total \$2,232B; 177 sales; \$103 PSF and if excluded would total \$1,647B; 166 sales; \$101 PSF

MINDY KORTH  
Executive Vice President  
Direct +1 602 222 5005  
mindy.korth@colliers.com

SEAN WESTFALL  
Senior Associate  
Direct +1 602 222 5027  
sean.westfall@colliers.com

JENNY BASSETT  
Real Estate Analyst  
Direct +1 602 222 5158  
jenny.bassett@colliers.com

KELSEY ROBINSON  
Client Services Coordinator  
Direct +1 602 222 5041  
kelsey.robinson@colliers.com

The Colliers International Greater Phoenix Investment Properties Sales Team

Colliers International | 2390 E Camelback Road, Suite 100 | Phoenix, AZ 85016 | Main Phone: +1 602 222 5000  
colliers.com | www.phoenixinvestment.properties